




Outdoor & Wet Location Rated | Dimmable | 3 Year Warranty

Product Code	Voltage	Wattage	Color Temperature	Lumens
ALED-RT06HV-5W	100-277V AC	5W	WW 2700K / 3000K / 3500K / 4000K / 4500K / 5000K / CW 6000K	300

Features

- › cETLus listed for indoor and outdoor wet applications
- › Recessed mount
- › Die-cast zinc aluminum housing, zinc magnesium trim with powder coated finish
- › Includes housing, gasket and trim
- › We can package trim and light engine separate or together
- › +50,000 hour lifespan

Finishes



Applications Architectural / Step / Path / Wall

Trim Styles Screwless Louvered, Screwless Open Window
Screwless Recessed

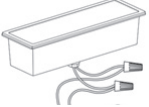
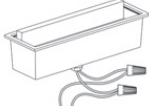
Dimensions

L7^{1/16} x W2^{3/8} x H2^{3/16}" (L178 x W60 x H56mm)

Ordering Guide




Choose light engine and trims. Follow codes accordingly:

#1: Light Engine

Image	Product	Product Code	Description	Color Temperature
	High Voltage Light Engine	ALED-RT06HV-5W-XX	For SH and RO trims	2700K (27K) / 3000K (3K) / 3500K (35K) / 4000K (4K) / 4500K (45K) / 5000K (5K) / 6000K (6K)
	High Voltage Light Engine (RH)	ALED-RT06HV-5W-RH-XX	For RH trims	2700K (27K) / 3000K (3K) / 3500K (35K) / 4000K (4K) / 4500K (45K) / 5000K (5K) / 6000K (6K)

XX: Color Temperature

#2: Trim Style

Image	Product	Product Code	Description	Finish
	Screwless Louver (SH)	ALED-RT06-SH-##	For SH light engines	Brushed Nickel (BN), Black (BK), White (WT), Dark Brown (DB), Oil Rubbed Bronze (ORB)
	Screwless Flat Open (RO)	ALED-RT06-RO-##	For RO light engines	Brushed Nickel (BN), Black (BK), White (WT), Dark Brown (DB), Oil Rubbed Bronze (ORB)
	Screwless Recessed (RH)	ALED-RT06-RH-##	For RH light engines	Brushed Nickel (BN), Black (BK), White (WT), Dark Brown (DB), Oil Rubbed Bronze (ORB)

##: Trim Color

#3: Housing

Image	Product	Product Code	Description	Finish
	Window (W)	ALED-RT06HV-5W	Includes junction box & gasket	Black